

Signify Classified - Internal
Cooper Lighting Solutions Photometric Lab
1121 Highway 74 South
Peachtree City, GA 30269



Scaled data based on original data using
LM-79-08 Approved Method: Electrical and Photometric Measurements of Solid-
State Lighting Products

Test Report Prepared for
Cooper Lighting Solutions
(formerly Eaton)

Brand: McGRAW-EDISON

Report Number: P438446

Luminaire Tested: **ISW-SA1C-830-U-SL2**

Issue Date: 12/10/2020

Test Information

Test Method: LM-79-08
Report Number: P438446
TEST IS SCALED FROM IESNA LM-79-08 TEST DATA (G3-2011-074-14)
Test Lab: INNOVATION CENTER
Issue Date: 12/10/2020
Manufacturer: COOPER LIGHTING SOLUTIONS (FORMERLY EATON)
Product Line: McGRAW-EDISON
Catalog Number: ISW-SA1C-830-U-SL2
Description: IMPACT ELITE LED WEDGE LUMINAIRE
(1) 80 CRI, 3000K, 615mA LIGHTSQUARE WITH 16 LEDS AND TYPE II SPILL LIGHT
ELIMINATOR OPTICS
Light Source: -
Ballast/Driver: ELECTRONIC DRIVER

Summary

Lumens per Lamp: N/A
Luminaire Lumens: 3581 lumens
Efficiency: N/A
Efficacy: 104.7 lumens/watt
Luminous Opening: Rectangular (W 0.5' x L: 0.5' x H: 0')
IES Classification: Type III - Medium
BUG Rating: B1 - U0 - G1

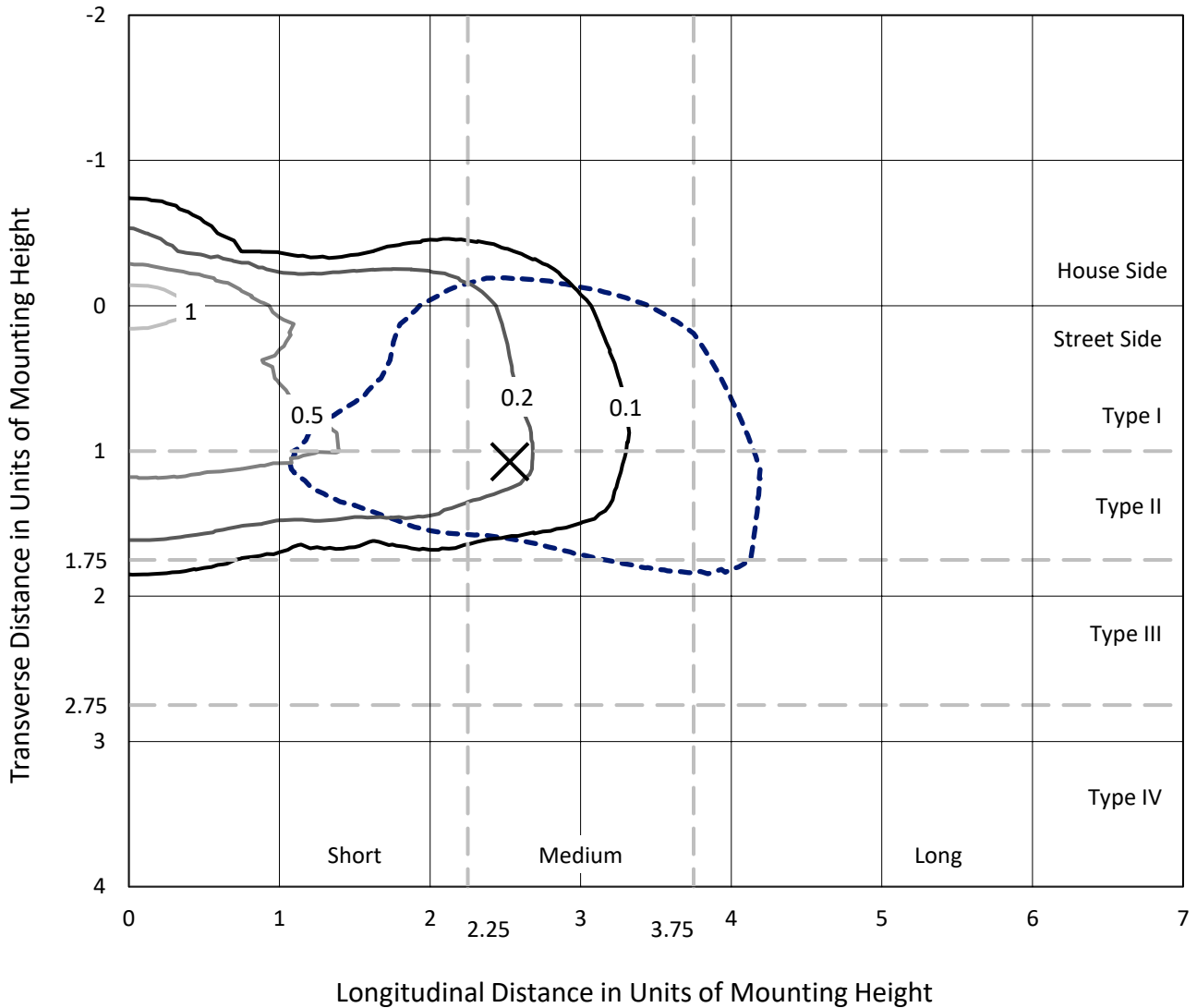
Input Watts (W): 34.2
Input Voltage (V): NR
Input Current (Ain): NR
Voltage Rise (V): NR
Power Factor: NR
Total Harmonic Distortion (THDi): NR
Frequency (hertz): 60
Stabilization Time: NR
Operation Time: NR
Ambient Temperature (°C): NR
Test Distance: 28.75 FT



REPORT NUMBER: P438446
 CATALOG NUMBER: ISW-SA1C-830-U-SL2

Iso-Footcandle Lines of Horizontal Illumination

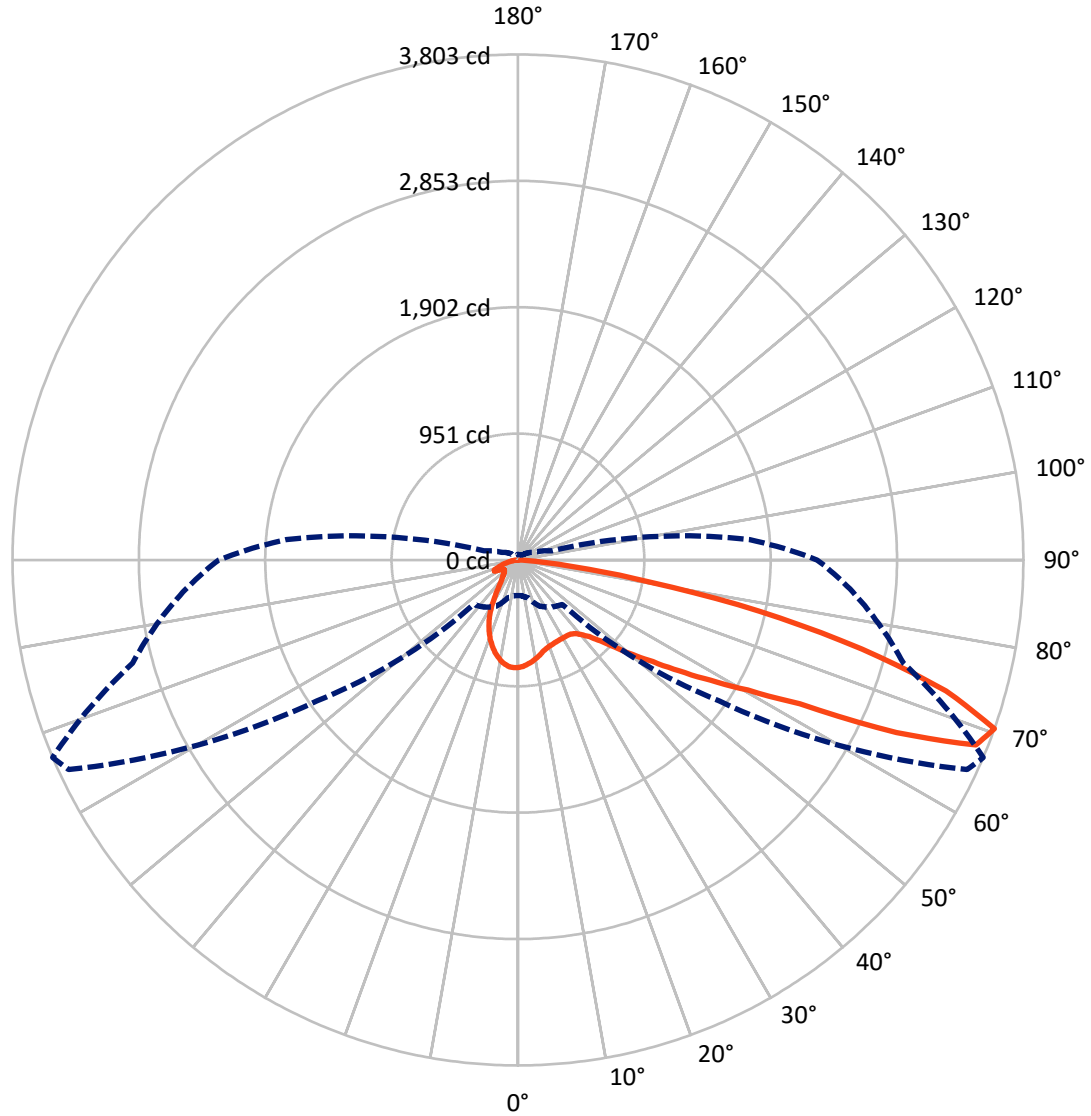
× Max cd
 - - - 1/2 Max cd



Based on 25 foot mounting height. Maximum calculated value = 1.3 fc
 Type III - Medium - N/A

REPORT NUMBER: P438446
CATALOG NUMBER: ISW-SA1C-830-U-SL2

Luminous Intensity Polar Plot



— Vertical Plane Through 67-Deg Lateral - - - Horizontal Cone Through 70-Deg Vertical

REPORT NUMBER: P438446
 CATALOG NUMBER: ISW-SA1C-830-U-SL2

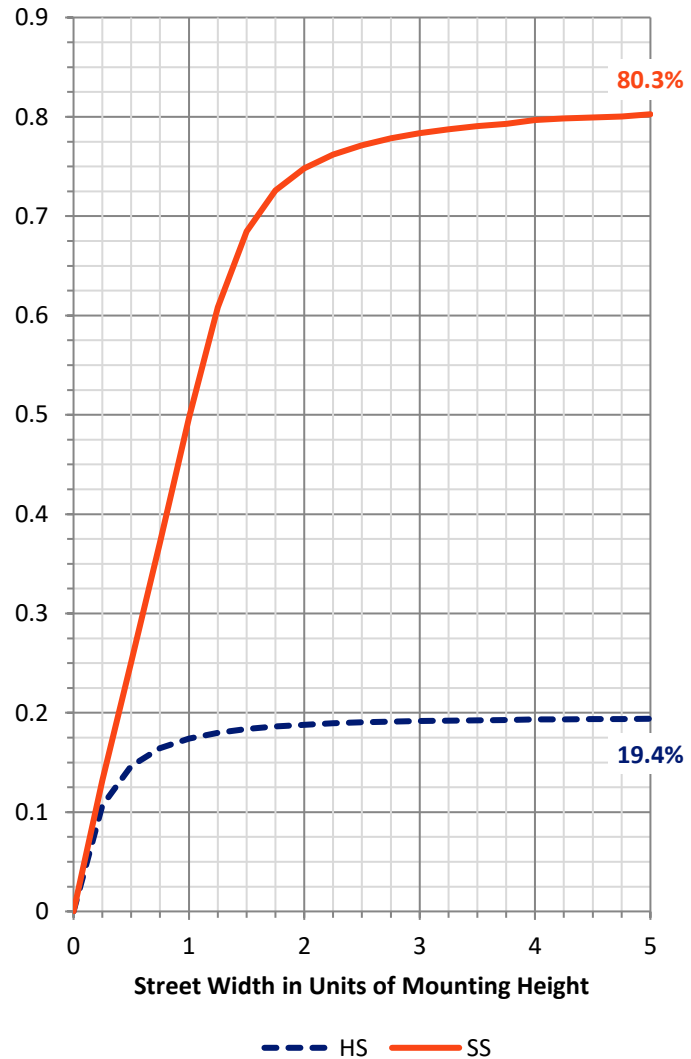
FLUX DISTRIBUTION:

		Downward	Upward	Total
House Side	Lumens	701.3	0.0	701.3
	% Fixture	19.6	0.0	19.6
Street Side	Lumens	2879.7	0.0	2879.7
	% Fixture	80.4	0.0	80.4
Total	Lumens	3581.0	0.0	3581.0
	% Fixture	100.0	0.0	100.0

ZONAL LUMENS:

Zone	Lumens	% Fixture
0°-10°	71.0	2.0
10°-20°	171.8	4.8
20°-30°	236.9	6.6
30°-40°	319.9	8.9
40°-50°	474.7	13.3
50°-60°	730.7	20.4
60°-70°	903.4	25.2
70°-80°	605.1	16.9
80°-90°	67.4	1.9
90°-100°	0.0	0.0
100°-110°	0.0	0.0
110°-120°	0.0	0.0
120°-130°	0.0	0.0
130°-140°	0.0	0.0
140°-150°	0.0	0.0
150°-160°	0.0	0.0
160°-170°	0.0	0.0
170°-180°	0.0	0.0
0°-90°	3581.0	100.0
0°-180°	3581.0	100.0

Coefficient of Utilization



REPORT NUMBER: P438446

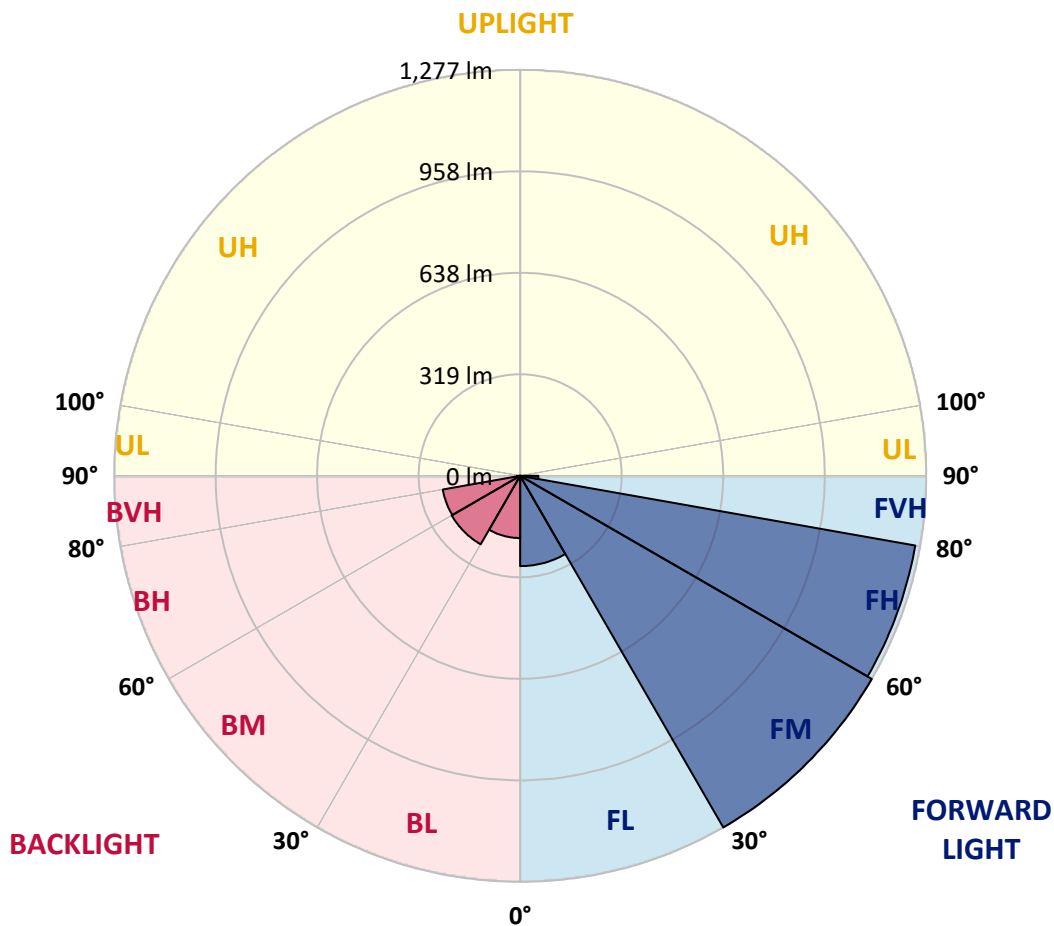
CATALOG NUMBER: ISW-SA1C-830-U-SL2

LUMINAIRE CLASSIFICATION SYSTEM LUMEN TABLE AND BUG RATING:

Zone	Lumens	% Fixture	Zone Rating/Lumen Limit		
			B	U	G
FL (0°-30°)	284.0	7.9			
FM (30°-60°)	1276.7	35.7			
FH (60°-80°)	1261.5	35.2			G1/1800
FVH (80°-90°)	57.4	1.6			G1/100
BL (0°-30°)	195.7	5.5	B1/500		
BM (30°-60°)	248.6	6.9	B1/1000		
BH (60°-80°)	247.0	6.9	B1/500		G1/500
BVH (80°-90°)	10.0	0.3			G1/100
UL (90°-100°)	0.0	0.0		U0/0	
UH (100°-180°)	0.0	0.0		U0/0	

BUG Rating: B1-U0-G1

Type III Medium





REPORT NUMBER: P438446
 CATALOG NUMBER: ISW-SA1C-830-U-SL2

CANDELA DISTRIBUTION (FULL):

	0°	5°	15°	25°	35°	45°	55°	65°	67°	75°	85°
0°	808.6	808.6	808.6	808.6	808.6	808.6	808.6	808.6	808.6	808.6	808.6
2.5°	764.6	769.7	771.0	774.9	780.1	785.3	791.8	799.5	800.8	804.7	812.5
5°	712.7	715.3	717.9	725.7	734.8	751.6	768.4	784.0	786.6	799.5	813.8
7.5°	664.8	671.3	672.6	679.0	693.3	714.0	737.3	764.6	772.3	790.5	812.5
10°	629.8	633.7	636.3	647.9	659.6	682.9	711.4	745.1	752.9	780.1	811.2
12.5°	601.3	607.8	611.6	619.4	637.6	658.3	686.8	723.1	733.5	767.2	806.0
15°	585.7	590.9	592.2	601.3	615.5	636.3	663.5	704.9	712.7	754.2	806.0
17.5°	581.8	583.1	584.4	589.6	601.3	618.1	646.6	689.4	698.5	749.0	806.0
20°	589.6	589.6	589.6	587.0	596.1	609.1	637.6	676.4	689.4	743.8	809.9
22.5°	607.8	609.1	605.2	598.7	594.8	603.9	628.5	672.6	684.2	742.5	817.7
25°	633.7	635.0	632.4	623.3	605.2	603.9	624.6	668.7	679.0	741.2	816.4
27.5°	668.7	676.4	668.7	658.3	635.0	614.2	628.5	666.1	677.7	741.2	819.0
30°	717.9	723.1	719.2	702.4	672.6	636.3	633.7	668.7	677.7	739.9	817.7
32.5°	767.2	768.4	772.3	760.7	724.4	668.7	647.9	671.3	679.0	738.6	813.8
35°	804.7	812.5	829.4	830.6	787.9	715.3	677.7	681.6	684.2	742.5	809.9
37.5°	852.7	855.3	882.5	903.2	865.6	780.1	719.2	701.1	702.4	755.5	816.4
40°	896.7	907.1	944.7	970.6	957.6	866.9	776.2	736.1	738.6	778.8	831.9
42.5°	962.8	970.6	1009.5	1045.8	1049.6	965.4	855.3	795.7	789.2	824.2	865.6
45°	1021.1	1030.2	1079.5	1132.6	1150.7	1076.9	953.8	877.3	866.9	900.6	927.8
47.5°	1102.8	1118.3	1157.2	1218.1	1279.0	1212.9	1079.5	988.7	979.7	1003.0	1010.8
50°	1180.5	1189.6	1222.0	1295.9	1403.4	1384.0	1233.7	1133.9	1119.6	1123.5	1141.7
52.5°	1192.2	1196.1	1229.8	1307.5	1509.7	1592.6	1422.9	1297.2	1271.2	1275.1	1297.2
55°	1104.1	1119.6	1144.2	1253.1	1517.5	1824.6	1688.5	1512.3	1472.1	1457.8	1476.0
57.5°	921.4	939.5	974.5	1087.2	1428.0	1950.3	2123.9	1768.9	1706.7	1640.6	1662.6
60°	679.0	698.5	720.5	830.6	1201.3	1969.7	2556.7	2079.9	1987.9	1823.3	1834.9
62.5°	520.9	520.9	540.4	585.7	803.4	1828.5	2810.7	2606.0	2380.5	2046.2	2031.9
65°	421.2	426.3	445.8	488.5	508.0	1298.5	2911.8	3370.5	3130.8	2313.1	2239.3
67.5°	348.6	349.9	371.9	439.3	444.5	714.0	2641.0	3772.3	3715.2	2647.4	2459.5
70°	266.9	268.2	294.2	382.3	432.8	473.0	1847.9	3730.8	3803.4	3002.5	2507.5
72.5°	177.5	185.3	216.4	303.2	431.5	445.8	1003.0	3263.0	3367.9	3141.2	2346.8
75°	110.1	111.4	143.8	209.9	396.5	444.5	589.6	2542.5	2672.1	2606.0	2035.8
77.5°	67.4	70.0	85.5	137.4	307.1	445.8	419.9	1749.4	1857.0	1710.5	1200.0
80°	41.5	41.5	49.2	82.9	199.6	399.1	361.5	1017.3	1006.9	632.4	340.8
82.5°	15.6	16.8	25.9	45.4	101.1	309.7	317.5	460.0	423.7	186.6	121.8
85°	2.6	2.6	5.2	14.3	27.2	128.3	176.2	162.0	136.1	57.0	50.5
87.5°	0.0	0.0	0.0	1.3	1.3	2.6	3.9	3.9	3.9	3.9	5.2
90°	0.0	0.0	0.0	0.0	0.0	0.0	0.0	0.0	0.0	0.0	0.0



REPORT NUMBER: P438446
 CATALOG NUMBER: ISW-SA1C-830-U-SL2

CANDELA DISTRIBUTION (continued):

	90°	95°	105°	115°	125°	135°	145°	155°	165°	175°	180°
0°	808.6	808.6	808.6	808.6	808.6	808.6	808.6	808.6	808.6	808.6	808.6
2.5°	812.5	815.1	813.8	809.9	806.0	803.4	797.0	793.1	794.4	794.4	795.7
5°	815.1	819.0	812.5	804.7	790.5	774.9	760.7	752.9	742.5	746.4	743.8
7.5°	819.0	821.6	809.9	786.6	762.0	736.1	711.4	689.4	672.6	664.8	670.0
10°	816.4	820.3	798.3	763.3	725.7	684.2	646.6	610.4	587.0	571.5	575.4
12.5°	815.1	811.2	781.4	729.6	677.7	620.7	563.7	519.6	480.8	465.2	467.8
15°	809.9	807.3	760.7	694.6	623.3	543.0	467.8	410.8	364.1	348.6	353.8
17.5°	812.5	804.7	736.1	651.8	554.6	456.1	364.1	308.4	285.1	279.9	278.6
20°	809.9	795.7	711.4	605.2	482.1	353.8	270.8	241.0	241.0	248.8	250.1
22.5°	812.5	787.9	684.2	552.0	399.1	265.7	211.2	203.5	215.1	232.0	232.0
25°	812.5	778.8	654.4	492.4	312.3	202.2	180.1	180.1	195.7	211.2	209.9
27.5°	807.3	760.7	620.7	428.9	232.0	167.2	158.1	162.0	172.3	185.3	184.0
30°	794.4	742.5	579.3	355.1	176.2	147.7	146.4	147.7	152.9	160.7	159.4
32.5°	782.7	721.8	539.1	276.0	149.0	137.4	136.1	137.4	138.7	141.2	141.2
35°	774.9	703.7	491.1	212.5	134.8	130.9	128.3	128.3	125.7	127.0	127.0
37.5°	765.9	686.8	441.9	165.9	127.0	124.4	121.8	117.9	117.9	115.3	115.3
40°	765.9	673.8	391.4	140.0	121.8	120.5	115.3	110.1	107.6	107.6	107.6
42.5°	786.6	673.8	344.7	128.3	116.6	115.3	108.9	103.7	101.1	101.1	101.1
45°	821.6	681.6	296.8	120.5	112.7	110.1	102.4	97.2	94.6	94.6	93.3
47.5°	882.5	714.0	254.0	116.6	108.9	105.0	95.9	90.7	88.1	88.1	88.1
50°	984.9	778.8	219.0	112.7	105.0	98.5	90.7	85.5	82.9	82.9	81.6
52.5°	1126.1	876.0	202.2	110.1	99.8	92.0	85.5	80.3	77.8	76.5	76.5
55°	1295.9	1022.4	199.6	108.9	94.6	86.8	80.3	75.2	72.6	71.3	71.3
57.5°	1481.2	1183.1	217.7	106.3	89.4	80.3	75.2	70.0	67.4	66.1	66.1
60°	1660.0	1359.4	276.0	103.7	85.5	75.2	68.7	64.8	62.2	60.9	60.9
62.5°	1867.3	1544.7	404.3	105.0	82.9	70.0	63.5	59.6	58.3	57.0	57.0
65°	2095.4	1757.2	517.0	115.3	84.2	64.8	58.3	55.7	53.1	51.8	51.8
67.5°	2297.6	1894.6	431.5	133.5	92.0	60.9	51.8	50.5	47.9	46.7	47.9
70°	2252.2	1749.4	265.7	134.8	93.3	58.3	46.7	44.1	41.5	41.5	41.5
72.5°	2053.9	1543.4	185.3	116.6	82.9	51.8	40.2	37.6	36.3	36.3	36.3
75°	1728.7	1272.5	147.7	94.6	64.8	42.8	33.7	32.4	31.1	29.8	29.8
77.5°	946.0	692.0	110.1	72.6	47.9	32.4	28.5	25.9	24.6	24.6	24.6
80°	277.3	237.1	68.7	51.8	31.1	23.3	22.0	19.4	18.1	18.1	18.1
82.5°	116.6	98.5	41.5	28.5	20.7	15.6	14.3	13.0	11.7	10.4	11.7
85°	45.4	47.9	25.9	16.8	11.7	7.8	6.5	5.2	5.2	3.9	5.2
87.5°	5.2	6.5	5.2	3.9	2.6	1.3	1.3	1.3	1.3	1.3	1.3
90°	0.0	0.0	0.0	0.0	0.0	0.0	0.0	0.0	0.0	0.0	0.0

Cooper Lighting Solutions Photometric Lab
1121 Highway 74 South
Peachtree City, GA 30269



LM-79-2019: Approved Method: Electrical and Photometric Measurements of Solid-State Lighting Products

Report Prepared for

Cooper Lighting Solutions

MCGRAW EDISON

Report Number: SP1-2408-195-9

Test Date: 08/07/2024

Luminaire Tested: GALN-SB1A-830-U-5WQ

Data in this report applies to families of products including GALN-SB1A-830-U-5WQ.

Test Information

Test Method: LM-79-2019
 Report Number: SP1-2408-195-9
 Test Lab: COOPER LIGHTING SOLUTIONS
 Photometer: SP1 - 76IN SPHERE
 Measurement Geometry: 4π
 Issue Date: 08/07/2024
 Manufacturer: COOPER LIGHTING SOLUTIONS
 Product Line: MCGRAW EDISON
 Catalog Number: **GALN-SB1A-830-U-5WQ**
 Description: GALLEON AREA AND ROADWAY LUMINAIRE. (1) 80 CRI, 3000K, 350MA HIGH DENSITY LIGHTSQUARE WITH 26 LEDS AND TYPE V WIDE OPTICS

Spectral Parameters

CCT (K): 3050
 CIE u': 0.2476
 CIE v': 0.5251
 Duv: 0.0034
 CIE x: 0.4383
 CIE y: 0.4131
 CIE z: 0.1487
 Peak Wavelength (nm): 603
 Dominant Wavelength (nm): 581
 Purity: 55.55201
 Rf: 81.5
 Rg: 99.2

CRI (Ra):	81.0		
R1:	79.6	R9:	7.1
R2:	85.6	R10:	67.0
R3:	92.0	R11:	82.7
R4:	82.6	R12:	63.2
R5:	78.9	R13:	80.3
R6:	81.7	R14:	95.0
R7:	85.2	R15:	71.7
R8:	62.0		



Test Conditions
 Stabilization Time: 20M
 Operation Time: 1H 20M
 Sphere Temperature (°C): 24.2

REPORT NUMBER: SP1-2408-195-9

Measurement and Test Equipment			
Instrument	Identification Number	Calibration Date	Calibration Due Date
Photometer	IN0058	6/18/2024	12/18/2024
Power Meter	INXT2011004	2/8/2024	2/8/2025
AC Power Source	IN0063	10/24/2023	10/24/2024
DC Power Source	IN0208	10/24/2023	10/24/2024
Sphere Thermometer	IN0085	10/24/2023	10/24/2024
Room Thermometer	IN0046	10/24/2023	10/24/2024

REPORT NUMBER: SP1-2408-195-9

CIE 1931 Chromaticity Diagram



CIE 1931 Chromaticity Diagram with 2017 ANSI 7-Step and 4-Step Quadrangles



Point lies inside the ANSI 3000K 4-step quadrangle

REPORT NUMBER: SP1-2408-195-9

Photopic Flux vs. Wavelength



Photopic Lumens: NR

λ (nm)	Power W [^] /nm	Lumens (ϕ /nm)	λ (nm)	Power W [^] /nm	Lumens (ϕ /nm)	λ (nm)	Power W [^] /nm	Lumens (ϕ /nm)	λ (nm)	Power W [^] /nm	Lumens (ϕ /nm)	λ (nm)	Power W [^] /nm	Lumens (ϕ /nm)
360	0	NR	490	168	NR	620	940	NR	750	35	NR	880	1	NR
365	0	NR	495	233	NR	625	897	NR	755	30	NR	885	1	NR
370	0	NR	500	300	NR	630	847	NR	760	26	NR	890	1	NR
375	0	NR	505	372	NR	635	790	NR	765	22	NR	895	1	NR
380	0	NR	510	430	NR	640	730	NR	770	19	NR	900	1	NR
385	0	NR	515	483	NR	645	668	NR	775	16	NR	905	1	NR
390	0	NR	520	524	NR	650	605	NR	780	14	NR	910	0	NR
395	2	NR	525	555	NR	655	545	NR	785	12	NR	915	0	NR
400	4	NR	530	581	NR	660	485	NR	790	10	NR	920	0	NR
405	7	NR	535	604	NR	665	430	NR	795	9	NR	925	0	NR
410	17	NR	540	623	NR	670	378	NR	800	8	NR	930	0	NR
415	34	NR	545	645	NR	675	331	NR	805	7	NR	935	0	NR
420	68	NR	550	667	NR	680	290	NR	810	6	NR	940	0	NR
425	128	NR	555	693	NR	685	251	NR	815	5	NR	945	0	NR
430	214	NR	560	719	NR	690	218	NR	820	4	NR	950	0	NR
435	339	NR	565	754	NR	695	188	NR	825	4	NR	955	0	NR
440	507	NR	570	791	NR	700	162	NR	830	3	NR	960	0	NR
445	573	NR	575	830	NR	705	139	NR	835	3	NR	965	0	NR
450	356	NR	580	873	NR	710	119	NR	840	3	NR	970	0	NR
455	217	NR	585	913	NR	715	102	NR	845	2	NR	975	0	NR
460	168	NR	590	948	NR	720	88	NR	850	2	NR	980	0	NR
465	113	NR	595	974	NR	725	76	NR	855	2	NR	985	0	NR
470	85	NR	600	994	NR	730	65	NR	860	1	NR	990	0	NR
475	85	NR	605	998	NR	735	55	NR	865	1	NR	995	0	NR
480	94	NR	610	994	NR	740	47	NR	870	1	NR	1000	0	NR
485	120	NR	615	973	NR	745	41	NR	875	1	NR			

REPORT NUMBER: SP1-2408-195-9

Scotopic Flux vs. Wavelength



Scotopic Lumens: NR

S/P: 1.27

λ (nm)	Power W [^] /nm	Lumens (φ/nm)	λ (nm)	Power W [^] /nm	Lumens (φ/nm)	λ (nm)	Power W [^] /nm	Lumens (φ/nm)	λ (nm)	Power W [^] /nm	Lumens (φ/nm)	λ (nm)	Power W [^] /nm	Lumens (φ/nm)
360	0	NR	490	168	NR	620	940	NR	750	35	NR	880	1	NR
365	0	NR	495	233	NR	625	897	NR	755	30	NR	885	1	NR
370	0	NR	500	300	NR	630	847	NR	760	26	NR	890	1	NR
375	0	NR	505	372	NR	635	790	NR	765	22	NR	895	1	NR
380	0	NR	510	430	NR	640	730	NR	770	19	NR	900	1	NR
385	0	NR	515	483	NR	645	668	NR	775	16	NR	905	1	NR
390	0	NR	520	524	NR	650	605	NR	780	14	NR	910	0	NR
395	2	NR	525	555	NR	655	545	NR	785	12	NR	915	0	NR
400	4	NR	530	581	NR	660	485	NR	790	10	NR	920	0	NR
405	7	NR	535	604	NR	665	430	NR	795	9	NR	925	0	NR
410	17	NR	540	623	NR	670	378	NR	800	8	NR	930	0	NR
415	34	NR	545	645	NR	675	331	NR	805	7	NR	935	0	NR
420	68	NR	550	667	NR	680	290	NR	810	6	NR	940	0	NR
425	128	NR	555	693	NR	685	251	NR	815	5	NR	945	0	NR
430	214	NR	560	719	NR	690	218	NR	820	4	NR	950	0	NR
435	339	NR	565	754	NR	695	188	NR	825	4	NR	955	0	NR
440	507	NR	570	791	NR	700	162	NR	830	3	NR	960	0	NR
445	573	NR	575	830	NR	705	139	NR	835	3	NR	965	0	NR
450	356	NR	580	873	NR	710	119	NR	840	3	NR	970	0	NR
455	217	NR	585	913	NR	715	102	NR	845	2	NR	975	0	NR
460	168	NR	590	948	NR	720	88	NR	850	2	NR	980	0	NR
465	113	NR	595	974	NR	725	76	NR	855	2	NR	985	0	NR
470	85	NR	600	994	NR	730	65	NR	860	1	NR	990	0	NR
475	85	NR	605	998	NR	735	55	NR	865	1	NR	995	0	NR
480	94	NR	610	994	NR	740	47	NR	870	1	NR	1000	0	NR
485	120	NR	615	973	NR	745	41	NR	875	1	NR			

REPORT NUMBER: SP1-2408-195-9

Melanopic Flux vs. Wavelength



Melanopic Lumens: NR

M/P: 2.32

λ (nm)	Power W [^] /nm	Lumens (φ/nm)	λ (nm)	Power W [^] /nm	Lumens (φ/nm)	λ (nm)	Power W [^] /nm	Lumens (φ/nm)	λ (nm)	Power W [^] /nm	Lumens (φ/nm)	λ (nm)	Power W [^] /nm	Lumens (φ/nm)
360	0	NR	490	168	NR	620	940	NR	750	35	NR	880	1	NR
365	0	NR	495	233	NR	625	897	NR	755	30	NR	885	1	NR
370	0	NR	500	300	NR	630	847	NR	760	26	NR	890	1	NR
375	0	NR	505	372	NR	635	790	NR	765	22	NR	895	1	NR
380	0	NR	510	430	NR	640	730	NR	770	19	NR	900	1	NR
385	0	NR	515	483	NR	645	668	NR	775	16	NR	905	1	NR
390	0	NR	520	524	NR	650	605	NR	780	14	NR	910	0	NR
395	2	NR	525	555	NR	655	545	NR	785	12	NR	915	0	NR
400	4	NR	530	581	NR	660	485	NR	790	10	NR	920	0	NR
405	7	NR	535	604	NR	665	430	NR	795	9	NR	925	0	NR
410	17	NR	540	623	NR	670	378	NR	800	8	NR	930	0	NR
415	34	NR	545	645	NR	675	331	NR	805	7	NR	935	0	NR
420	68	NR	550	667	NR	680	290	NR	810	6	NR	940	0	NR
425	128	NR	555	693	NR	685	251	NR	815	5	NR	945	0	NR
430	214	NR	560	719	NR	690	218	NR	820	4	NR	950	0	NR
435	339	NR	565	754	NR	695	188	NR	825	4	NR	955	0	NR
440	507	NR	570	791	NR	700	162	NR	830	3	NR	960	0	NR
445	573	NR	575	830	NR	705	139	NR	835	3	NR	965	0	NR
450	356	NR	580	873	NR	710	119	NR	840	3	NR	970	0	NR
455	217	NR	585	913	NR	715	102	NR	845	2	NR	975	0	NR
460	168	NR	590	948	NR	720	88	NR	850	2	NR	980	0	NR
465	113	NR	595	974	NR	725	76	NR	855	2	NR	985	0	NR
470	85	NR	600	994	NR	730	65	NR	860	1	NR	990	0	NR
475	85	NR	605	998	NR	735	55	NR	865	1	NR	995	0	NR
480	94	NR	610	994	NR	740	47	NR	870	1	NR	1000	0	NR
485	120	NR	615	973	NR	745	41	NR	875	1	NR			

Summary

$R_f = 81.5$
 $R_g = 99.2$
 $CIE R_a = 81.0$
 $R_9 = 7.1$



Color Vector Graphics



Individual Sample Fidelity Index ($R_{f,i}$)

CES01 = 86	CES26 = 74	CES51 = 89	CES76 = 70
CES02 = 63	CES27 = 88	CES52 = 92	CES77 = 86
CES03 = 31	CES28 = 89	CES53 = 81	CES78 = 72
CES04 = 70	CES29 = 67	CES54 = 87	CES79 = 90
CES05 = 50	CES30 = 68	CES55 = 85	CES80 = 88
CES06 = 51	CES31 = 71	CES56 = 78	CES81 = 78
CES07 = 42	CES32 = 70	CES57 = 76	CES82 = 95
CES08 = 41	CES33 = 71	CES58 = 78	CES83 = 90
CES09 = 29	CES34 = 82	CES59 = 92	CES84 = 94
CES10 = 76	CES35 = 90	CES60 = 95	CES85 = 86
CES11 = 59	CES36 = 93	CES61 = 93	CES86 = 72
CES12 = 65	CES37 = 87	CES62 = 83	CES87 = 85
CES13 = 43	CES38 = 75	CES63 = 77	CES88 = 83
CES14 = 74	CES39 = 94	CES64 = 83	CES89 = 75
CES15 = 71	CES40 = 89	CES65 = 77	CES90 = 81
CES16 = 47	CES41 = 85	CES66 = 80	CES91 = 96
CES17 = 50	CES42 = 86	CES67 = 79	CES92 = 73
CES18 = 56	CES43 = 81	CES68 = 84	CES93 = 84
CES19 = 72	CES44 = 99	CES69 = 91	CES94 = 64
CES20 = 66	CES45 = 87	CES70 = 78	CES95 = 80
CES21 = 87	CES46 = 82	CES71 = 76	CES96 = 84
CES22 = 79	CES47 = 77	CES72 = 92	CES97 = 87
CES23 = 92	CES48 = 71	CES73 = 71	CES98 = 81
CES24 = 91	CES49 = 81	CES74 = 93	CES99 = 74
CES25 = 72	CES50 = 89	CES75 = 74	



Color Rendition by Hue-Angle Bin



Measure Comparisons



(END OF REPORT)